

SEED CATALOG 2026



AmeriSeed





About us

AmeriSeed was formed in 1982 and is an International, specialized, plant genetics, breeding and production company supplying flower and vegetable seeds to grower markets Worldwide. Varieties are specially bred to withstand extremely hot and humid climatic conditions.



POT AND BEDDING

Marigold F1 “Little Duck”[®]



- Compact and naturally dwarf.
- Outstanding fully double flowers with tube shaped, tightly clustered petals.
- Plants are highly uniform with strong peduncles enabling easy transportation.
- Suitable for pots, beds and mass plantings.
- Extremely heat tolerant.



MAR352 Orange



MAR351 Yellow

General Information

Germination	3-5 days
Sowing to transplant	15-20 days
Transplant to 1st flower	20-25 days
Flower size	8-9 cm
Plant height	20-25 cm
Plant width	15-20 cm





MAR346 Yellow



MAR348 Gold



MAR347 Orange



Marigold F1

"Big Duck"®



- A semi-dwarf variety with huge fully double flowers
- Suitable for large pots, beds or landscaping
- Big Ducks are extremely heat tolerant with a "Carpet Like" spread

General Information

Germination	3-5 days
Sowing to transplant	15-20 days
Transplant to 1st flower	30-40 days
Flower size	8-9 cm
Plant height	
long day	45-50 cm
short day	30-35 cm
Plant width	
long day	40-50 cm
short day	25-30 cm

Marigold F1

“Baby Swan”

- Compact and naturally dwarf.
- Outstanding double flowers with tube shaped, tightly clustered petals
- Uniform with strong peduncles enabling easy transportation
- Suitable for pots, beds and mass plantings.
- Extremely heat tolerant.

General Information

Germination	3-5 days
Sowing to transplant	15-20 days
Transplant to 1st flower	20-25 days
Flower size	6-7 cm
Plant height	20-25 cm
Plant width	15-20 cm



Marigold F1

“Big Swan”

- Large, tight fully double flowers
- Resistant to rain
- Well branched plant habit
- Perfect for large containers or beds

General Information

Germination	3-5 days
Sowing to transplant	15-20 days
Transplant to 1st flower	30-40 days
Flower size	7-8 cm
Plant height	35-40 cm
Plant width 15-20 cm	25-30 cm



Marigold

Tagetes erecta

Garlands, Cut Flower, Landscape and Bedding






Marigold F1

“Bali”

- Firm and round-shaped flowers
- 30-35 flowers per plant
- Strongly branched and will not fall over during heavy rain
- Bred and tested under tropical conditions
- Heat loving and disease tolerant



MAR311 Yellow



MAR312 Gold



MAR313 Orange

General Information

Germination	3-5 days
Sowing to transplant	15-20 days
Transplant to 1st flower	30-40 days
Flower size	8-9 cm
Plant height	
long day	60-70 cm
short day	30-35 cm
Plant width	
long day	40-50 cm
short day	25-30 cm





Marigold F1


“Bindi”

- Super firm, ball shaped flowers
- Continuous flowering with long stems
- Can be grown all year round
- Excellent for road transportation after harvest with a very long shelf life
- Heat loving and disease tolerant



General Information

Germination	3-5 days
Sowing to transplant	15-20 days
Transplant to 1st flower	
long day	60-65 days
short day	50-55 days
Flower size	8-10 cm
Plant height	
long day	80-90 cm
short day	45-55 cm
Plant width	
long day	65-70 cm
short day	45-50 cm





MAR344 Orange



General Information

Germination	3-5 days
Sowing to transplant	15-20 days
Transplant to 1st flower	30-40 days
Flower size	8-10 cm
Plant height	
long day	90-100 cm
short day	55-65 cm
Plant width	
long day	65-70 cm
short day	45-50 cm

Marigold F1 "Sumati"



- Super firm, ball -shaped flowers with long stems
- Excellent variety for vases, bouquets and garlands
- Good to grow all year around
- Excellent for road transportation after harvest with a very long shelf life
- Heat and disease tolerant





MAR338 Yellow



Marigold F1 “Narai”

- Bred under hot and humid conditions
- Extremely strong and stiff stems producing large and bushy plants
- Suitable for vases, bouquets, and garlands
- Heat-loving and disease tolerant



MAR301 Creamy Yellow



MAR302 Orange

General Information

Germination	3-5 days
Sowing to transplant	15-20 days
Transplant to 1st flower	
long day	70-75 days
short day	60-65 days
Flower size	8-10 cm
Plant height	
long day	90-100 cm
short day	55-65 cm
Plant width	
long day	65-70 cm
short day	45-50 cm

Marigold F1

“Hedge Mary”

An Heirloom F1 re-creation reminiscent of the “Hedge Marigold” used in the 1950's and 60's. Originated in California by The Bodger Seed Company.


Hedge-Mary is beautiful and easy to look after. The plants and flowers help protect vegetable and flower gardens from unwanted pests and also attract bees and ladybugs. Deer and rabbits also find these marigolds unpalatable.



MAR401 Yellow



MAR402 Gold



MAR403 Orange



General Information

Germination	3-5 days
Sowing to transplant	15-20 days
Transplant to 1st flower	
long day	70-75 days
short day	60-65 days
Flower size	8-10 cm
Plant height	
long day	90-100 cm
short day	55-65 cm
Plant width	
long day	65-70 cm
short day	45-50 cm



VASE AND BOUQUET





MAR889 Yellow



MAR888 Golden Orange

Marigold F1 "Garuda"



- Large flowers with long stems
- Provides bright regal shades of orange and yellow
- Extremely vigorous
- Excellent for vase and bouquet, lasting at least 7-10 days

General Information

Germination	3-5 days
Sowing to transplant	15-20 days
Transplant to 1st flower	
long day	65-70 days
short day	55-60 days
Flower size	10-12 cm
Plant height	
long day	100-120 cm
short day	80-90 cm
Plant width	
long day	60-65 cm
short day	45-50 cm



MAR391 Yellow
(Intermediate)
(60-70cm height)



MAR891 Yellow (Tall)
(100-120cm height)



MAR892 Gold(Tall)
(100-120cm height)

Marigold F1 “Guardian”

Marigolds act as a natural Thrip Trap Crop (TTC), attracting thrips from main crops including peppers, tomatoes, and cucurbits and other flowering and foliage plants.

Planting “Guardian” Marigolds strategically around or within your growing areas and greenhouses can be an important part of an IPM Program.

General Information

Germination	3-5 days
Sowing to transplant	15-20 days
Transplant to 1st flower	
long day	65-70 days
short day	55-60 days
Flower size	10-12 cm
Plant height	
long day	100-120 cm
short day	80-90 cm
Plant width	
long day	60-65 cm
short day	45-50 cm

Marigold F1

“Mishka”

- Large flowers with long stems
- Extremely vigorous plants producing flowers of bright, regal shades of orange
- Excellent for vase and bouquet, lasting at least 7-10 days



MAR887 Deep Gold

General Information

Germination	3-5 days
Sowing to transplant	15-20 days
Transplant to 1st flower	
long day	65-70 days
short day	55-60 days
Flower size	10-12 cm
Plant height	
long day	100-120 cm
short day	80-90 cm
Plant width	
long day	60-65 cm
short day	45-50 cm



MAR332 Yellow



Marigold F1 "Oriental"

- Extra large flowers with long stems.
- Excellent for vase and bouquet
- Rain tolerant
- Highly Botrytis Blight tolerant.



MAR333 Deep Gold

General Information

Germination	3-5 days
Sowing to transplant	15-20 days
Transplant to 1st flower	
long day	65-70 days
short day	55-60 days
Flower size	10-12 cm
Plant height	
long day	100-120 cm
short day	80-90 cm
Plant width	
long day	60-65 cm
short day	45-50 cm



MAR066 Yellow




Marigold F1

“Chedi”[®]

- Large flower with long stems
- Beautiful uniform flower shape
- Continuous flowering
- Tolerant to soil borne diseases including fusarium
- Excellent adaptability to wide range of climates




MAR063 Gold



MAR064 Orange

General Information

Germination	3-5 days
Sowing to transplant	15-20 days
Transplant to 1st flower	
long day	70-80 days
short day	65-70 days
Flower size	10-12 cm
Plant height	
long day	130-150 cm
short day	90-100 cm
Plant width	
long day	75-80 cm
short day	55-60 cm



MAR067 Orange



Marigold F1 “Mayan”

- Firm, compact smaller ball-shaped flowers with long stems
- Excellent for vase, bouquet and garlands
- Continuous flowering
- Good for transportation with a long shelf life
- Heat and disease tolerant

General Information

Germination	3-5 days
Sowing to transplant	15-20 days
Transplant to 1st flower	
long day	60-65 days
short day	50-55 days
Flower size	6-7 cm
Plant height	
long day	80-100 cm
short day	60-80 cm
Plant width	
long day	75-80 cm
short day	55-60 cm





MAR666 White



Marigold F1

“White Swan”[®]



- Firm, compact ball-shaped flowers with long stems
- Odorless blooms
- Excellent for cut flower and bedding
- Heat and disease tolerant.

General Information

Germination	3-5 days
Sowing to transplant	15-20 days
Transplant to 1st flower	
long day	60-65 days
short day	50-55 days
Flower size	6-7 cm
Plant height	
long day	80-100 cm
short day	60-80 cm
Plant width	
long day	75-80 cm
short day	55-60 cm





MAR090 Mix

Marigold Triploid “Big Bang”

Next generation of triploid breeding — F1 African x French marigold brings the absolute best of both worlds!

- Extra large fully double flower with a compact French Marigold habit
- Exceptionally fast to finish with large flowers.
- Heat tolerant and sterile combine for unsurpassed garden performance, providing masses of blooms for 2-3 months

General Information

Germination	3-5 days
Sowing to transplant	15-20 days
Flower size	7-8 cm
Plant height	25-30 cm
Plant width	25-35 cm



MAR091 Yellow



MAR093 Orange



MAR092 Sunset Gold



MAR268 Brulee



MAR264 Orange



MAR266 Flame



MAR263 Gold



MAR267 Red



MAR262 Cream



MAR265 Yellow



MAR260 Mix

French Marigold

“Bam Bam”

“**Bam Bam**” delivers large blooms and strong branching stems. Available as 7 colors, including the unique ‘Cream’ and ‘Brulee’, with a 5 to 7 day flowering window across all colors. A great choice for pots, packs and the garden.

General Information

Germination	3-5 days
Sowing to transplant	15-20 days
Flower size	5-6 cm
Plant height	25-30 cm
Plant width	25-35 cm



MAR292 Bee



MAR297 Deep Orange



MAR295 Flame



MAR294 Harmony



MAR293 Orange



MAR296 Spry



MAR298 Gold

Hornet

Tagetes patula

The Hornet series is the earliest flowering than French Marigold and saves valuable time, space and cost in production.

General Information


Germination 3-5 days

Sowing to transplant 15-20 days

Flower size 5-6 cm

Plant height 23-38 cm

Plant width 30-40 cm



MAR291 Yellow



MAR290 Mix



POT AND LANDSCAPE

Vinca Mega Bloom®





VIN501 Apicot
HEX COLOR: #F1D3DD



VIN502 Raspberry
HEX COLOR: #CE0E63



VIN503 Red
HEX COLOR: #E1081D



VIN505 Grape
HEX COLOR: #C42687



VIN507 Pink Halo
HEX COLOR: #E875c0



VIN511 Strawberry
HEX COLOR: #F1D3DD



VIN512 Icy Pink
HEX COLOR: #E9D4E5



VIN513 Lavender
HEX COLOR: #D660C1



VIN514 White
HEX COLOR: #EAEAEB



VIN515 Polka Dot
HEX COLOR: #EAEAEB



VIN516 Dark Red
HEX COLOR: #C30916



VIN508 Purple
HEX COLOR: #DC2681



VIN510 Burgundy with Eye
HEX COLOR: #A20329



VIN506 Orchid Halo
HEX COLOR: #CB30A6



Vinca VF1

"Mega Bloom"[®]

"Vinca Mega Bloom" is the largest flowered Vinca VF1 from seed. "Mega Bloom" was bred to withstand heat and humidity with disease resistance. Showy flowers on vigorous plants stay tidy and compact. Growers will appreciate the early blooming time, compactness and plant uniformity.



VIN500 Mix



VIN350 Fireworks Mix

General Information

Germination	5-6 days
Sowing to transplant	25-30 days
Transplant to 1st flower	30-45 days
Flower size	6-7 cm
Plant height	15-20 cm
Plant width	25-30 cm



POT AND LANDSCAPE

Vinca Mega Flow®





VIN601 White
HEX COLOR: #EAEAE8



VIN602 Polka Dot
HEX COLOR: #EAEAE8



VIN603 Pink with Eye
HEX COLOR: #E875C0



VIN604 Orchid with Eye
HEX COLOR: #CB30A6



VIN605 Rose
HEX COLOR: #F7409D



VIN606 Orchid
HEX COLOR: #D8349F



VIN607 Punch
HEX COLOR: #DB236B



VIN608 Red
HEX COLOR: #E1081D



VIN609 Dark Red
HEX COLOR: #C30916

Vinca VF1 “Mega Flow”[®]

This most outstanding VF1 Hybrid Trailing Vinca produces early blooms with the biggest flowers. Plants are strongly branched and vigorous with dark green foliage and the ability to self-clean. “Mega Flow” has high-impact blooms with overlapping petals. Its trailing habit makes it ideal for hanging baskets. Plants are exceptionally heat-tolerant.

General Information

Germination	5-6 days
Sowing to transplant	25-30 days
Transplant to 1st flower	45-50 days
Flower size	6-7 cm
Plant height	10-15 cm
Plant width	30-45 cm

Please book in advance for seed shipment September 2025.



POT, LANDSCAPE & TRAILING

Petunia





PET152 Blue




PET154 Pink



PET153 Salmon Morn



PET161 Neon Rose



PET157 Purple



PET158 Red



PET159 Salmon



PET162 White



PET160 Grape



PET150 Mix

PETUNIA PF1

“Hotunia”[®]

“Hotunia” is the first mounding Petunia PF1 to be bred and produced under tropical climate condition. It has a spreading habit with large flowers and distinct colors.

General Information

Germination	5-6 days
Sowing to transplant	25-30 days
Transplant to 1st flower	45-50 days
Flower size	6-7 cm
Garden height	15-20 cm
Garden width	75-90cm



POT AND LANDSCAPE

Torenia




TORENIA fournieri

"Vertigo"

Torenia "**Vertigo**" has a compact habit, is continuously flowering, and has glossy green foliage. The large blooms do not fade even when exposed to strong sunlight. "**Vertigo**" is ideally suited to hot, humid, tropical, sub-tropical, Summer growing conditions.

General Information

Germination	3-5 days
Sowing to transplant	15-20 days
Transplant to 1st flower	20-25 days
Flower size	8-9 cm
Plant height	20-25 cm
Plant width	15-20 cm



TOR000 Mix



TOR001 Deep Blue
HEX COLOR: #2F1943




TOR002 Blue & White
HEX COLOR: #361471



TOR003 White
HEX COLOR: #fafafa



TOR004 Rose
HEX COLOR: #D43B98



TOR005 Magenta
HEX COLOR: #B014A1

ZINNIA *elegans*

"Holi"

The vibrant "**Holi**" impresses with its bright colors, abundant blooms, and excellent disease resistance. It thrives in heat, producing fresh blossoms all season, and creates stunning mass landscape displays with its mounding habit.

General Information

Germination	3-5 days
Sowing to transplant	15-20 days
Transplant to 1st flower	20-25 days
Flower size	8-9 cm
Plant height	20-25 cm
Plant width	15-20 cm



ZIN302 Yellow
HEX COLOR: #FAE605



ZIN304 Orange
HEX COLOR: #FF9933



ZIN303 Pink
HEX COLOR: #FA25CB



ZIN305 Scarlet
HEX COLOR: #F20202



ZIN306 White
HEX COLOR: #EAEAE6



ZIN300 Mix

SALVIA *splendens*

“Lava”

Salvia “**Lava**” is a completely new type of Salvia. Plants are large with a multitude of huge flower spikes. “**Lava**” is an excellent patio variety well suited to growing as a single plant in display containers. Red flower spikes are long, spacing of florets on flower spikes is wide and allows for good rain tolerance. Plants are daylength neutral with excellent heat tolerance.

General Information

Germination	3-5 days
Sowing to transplant	15-20 days
Transplant to 1st flower	20-25 days
Flower size	8-9 cm
Plant height	20-25 cm
Plant width	15-20 cm



“Solar”

Salvia “**Solar**” Red is a compact and heat tolerant variety, well suited to pack culture with an excellent pot, bedding and garden performance. The deep flower color is complemented by dark green foliage. The plants produce eye catching bright-red spikes which can be enjoyed for a long period.

General Information

Germination	3-5 days
Sowing to transplant	15-20 days
Transplant to 1st flower	20-25 days
Flower size	8-9 cm
Plant height	20-25 cm
Plant width	15-20 cm





AmeriSeed®

BUTTERFLY PEA

Clitoria ternatea

“Blue Butterfly”

“Blue butterfly” is perfect for garden decoration, tea infusions, color extraction, decorative item to enhance food presentation.

Clitoria “Blue Butterfly” is a creeping plant with large, double petals and climbing vibrant blue flowers. It has been specially selected to be extremely heat tolerant.

“Blue Butterfly” flower uses

Tea: “Blue Butterfly” flower tea is made by brewing the flowers and can be red, violet, or green depending on the pH level. It's said to have many health benefits.

Skin health: The flavonoids in “Blue Butterfly” flower tea may help stimulate collagen production, which can improve skin elasticity and brighten skin.


Digestion: “Blue Butterfly” flower tea's anti-inflammatory properties may help soothe the stomach lining and promote better digestion.

Blood sugar regulation: “Blue Butterfly” flower tea may help regulate the absorption of sugar into the bloodstream.

Stress relief: “Blue Butterfly” flower tea may help reduce symptoms of anxiety and depression.

Cocktails: “Blue Butterfly” flower is often used in cocktails.

Cosmetics: “Blue Butterfly” flower is often used in cosmetics.



BUT001 Blue

Steps for sowing “Blue Butterfly” seeds

Select seeds: Choose mature, hard, dark brown seeds.

Nick the seeds: Use a sharp knife to nick the seeds to help them absorb water.

Soak the seeds: Soak the seeds in water at room temperature for 24 hours.

Prepare the soil: Use a well-draining potting mix or soil.

Plant the seeds: Plant the seeds 1 inch deep, about 4 to 6 inches apart in a pot, or 3 to 4 inches apart in the garden.

Water: Water the seeds well, and continue watering until water runs out of the drainage holes.

Provide support: Use a trellis or plant the seeds along a fence to support the growing vines.



DIANTHUS *interspecific*

"Star"

"Star" has been selected for heat tolerance and has a wide range of colors. Early blooming and match well with other flowers in mixed containers and landscape.



General Information

Germination	5-7 days
Sowing to transplant	15-20 days
Transplant to 1st flower	20-25 days
Flower size	10-15 cm
Flower size	3-4 cm
Plant height	15-20 cm
Plant width	20-25 cm



DIA050 Pink



DIA051 Cherry Picotee



DIA071 Salmon



DIA073 Scarlet



DIA070 Star Mix



DIA054 Crimson



DIA055 Purple



DIA056 Strawberry



DIA057 Red



DIA059 Violet



DIA060 Rose



DIA063 Lilac Picotee



DIA064 Purple Picotee



DIA066 Crimson Picotee



DIA067 White

HELIANTHUS *annuus*

“Vincent”

“Vincent” is a day length neutral helianthus. Upright facing flowers with small upper leaves. Pollenless F1 variety with high uniformity of growth.

General Information

Germination	3-5 days
Sowing to transplant	15-20 days
Transplant to 1st flower	20-25 days
Sowing to transplant	15-20 days
Flower size	12-15 cm
Plant height	80-90 cm
Plant width	20-25 cm





LETTUCE

Hot Springs®

Lactuca Sativa

General Information

Germination	5 - 7 days
Sowing to transplant	10 -15 days
Transplant to harvest	30-35 days
Plant height	10 - 15 cm
Plant width	15 - 20 cm



LET027 Butterhead



LET025 Cos



LET026 Mini Cos



LET021 Red Oak



LET023 Iceberg



LET028 Red Coral



LET022 Green Oak



LET024 Frilly Iceberg



LET029 Baby Red Coral




SEED TECHNOLOGY



TYPES OF SEEDS




Natural Seed



Detailed Seed



Pelleted Seed



Primed Seed



Coated Seed



Head Office

409, Moo 5, Sahakorn Nikon Soi 1, Tambon Nonghan,
Chiang Mai-Maejo Road, Sansai, Chiang Mai, 50290 Thailand

- (+66) 053-353-810
- (+66) 6140 98 437

WhatsApp & Line : (+66) 6140 98 437

Email - sales@ameriseed.net

Central and South USA

Valley Horticultural Seeds, Inc.
9005 Travis Drive Suite 4
Pharr, TX 78577 USA

"Federico" Martínez

- valleyhort@gmail.com
- +1 (956) 6851035
- +1 (956) 6851035

USA

3877 Via Parte, Lompoc CA 93436 USA
Tel : (805) 733-2500

"Lerma" Buenaventura

- lerma@ameriseed.net
- +1 (805) 878 8338
- +1 (805) 878 8338

Vietnam

23B, Street No. 3, Ward 2, An Khanh Ward, Thu Duc City, Ho Chi Minh

- (+84) 028 6257 7490
- (+84) 0971 000 490

Email: sales.florasia@ameriseed.net

Website: www.ameriseed.com.vn

